


THE 2011 ALINER FAMILY



www.aliner.com



In the early 1970s, Ralph Tait had an idea. So he went into his garage in Bend, Oregon and began tinkering. Several weeks and a few blisters later, he emerged with a revolutionary design for the first A-frame pop-up camper.

It was sensible. It was different. And it was light enough to be towed with just about any vehicle. Friends wanted one. Family wanted one. Friends of family wanted one. As word of mouth spread, Ralph found himself making more campers out of his garage. That's when Ralph's sons had their own bright idea. Why not turn this hobby into a real business?

The family moved to Pennsylvania and began making Aliner campers. Two brothers would build one. The third brother would hitch it to the family station wagon and drive across the country until he sold it. When he returned, the brothers would have another Aliner waiting. After years of hard work and several hundred thousand miles on the poor station wagon, the family retired in 2007. Today we continue to build every Aliner with the same quality, craftsmanship and pride as Ralph and his sons did for over 30 years.

Thank you for considering Aliner – the lightest, most innovative, environmentally conscious, original A-frame pop-up camper. In this brochure you'll find six models ranging in size and options. And whether you drive an SUV, motorcycle or an old station wagon with 9 gazillion miles, you'll find an Aliner that's perfect for you and your camping needs.

Today the name Aliner stands for quality and craftsmanship. Each camper is still handmade in western Pennsylvania, just as they were 40 years ago in Ralph's garage. Ralph's innovative spirit lives on as well. We're continually coming up with improvements and new features.

If you're ever in the area, stop by for a plant tour at 2PM, Monday through Thursday. Just call ahead to confirm.





Sensibly Different. Like You.

Let's just come right out and say it: Not everyone gets it. There are many perfectly good people who take one look at an Aliner and go completely blank. Ever seen those people who get stumped on game shows? They look like that.

Now the truth is that their idea of camping is a lot different than ours. And probably yours, too. We just assume people camp as a way to kick back and experience their natural surroundings. Isn't the idea to reconnect with the outdoors, not recreate the inside of your living room? Call us crazy, but we'd rather watch a sunset on the lake than a sitcom on the flat screen.

Point is, our campers are made for people who want to enjoy the outdoors – simply and conveniently. Forget wet canvas and thirty minutes of set up. Forget needing a new heavy-duty truck for towing. Forget needing mirrors the size of elephant ears just to see behind you. Forget everything except this: The Aliner A-Frame lets you camp the way you want to camp.

Features, this page clockwise from top right:
Rear Mattress in Expedition, Dometic 3.0
Refrigerator standard in Classic & Expedition,
Front Dinette, Flush Mount Sink in Expedition,
Flush Mount Stove in Expedition

Features, opposite page clockwise from top left:
Rear Sofa in Classic, Optional Toilet in Classic,
In/Out Stove in Classic, Outside Shower, Large
Baggage Doors, Cassette Toilet Waste Tank,
Panoramic Skylight in Classic Dinette





Welcome to life outside the box.

An Aliner is unlike any other pop-up camper. It's unlike any other camper, period. Yes, it's different. And it makes an impression. But people choose to become owners because an Aliner makes sense. (It also makes friends, but that's another matter).

Aliner is easy to tow with the vehicle you already own. It's a breeze to maintain, and ridiculously simple to store. It features quality construction and handcrafted details you can't get from a mega-company that knocks out ten thousand units in its sleep. And did we mention that every Aliner sets up in less time than it takes to microwave popcorn? 30 seconds, to be exact.

Choose Aliner and you'll have more time to do what you wanted to do in the first place: hike, ride, paddle, relax, laugh and enjoy the outdoors. Hey, makes sense to us.

Ti

Titanium Edition



Just when you thought it was utterly impossible for Aliners to be any cooler, we introduce (drumroll please) our Titanium Edition models. What's different about them? Plenty. Available for Expedition, Classic and Sport models, Titanium Edition adds high gloss graphite exterior, bold black trim, premium two-tone wheels and distinct graphics that sets you apart from others.

Titanium Package includes:

- Three premium two-tone wheels
- LED interior lighting that extends battery life
- Additional floor night light allows you to enter, exit and move around the camper safely in the dark without turning main interior lights on and waking your partner

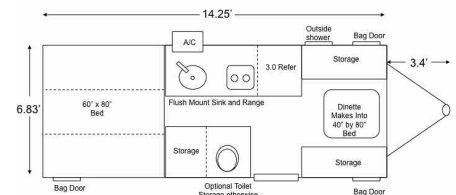
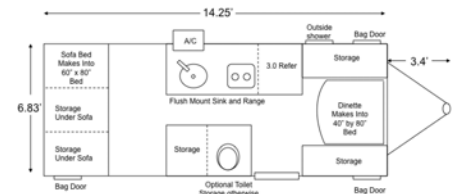


- Dual Euro-style Lite Cylinder tanks are lighter than steel tanks, never chip or rust and are designed to allow you to see the propane level
- Removable and washable baggage door liners allow you to keep wet and dirty items separate from the interior of your storage compartment



ALINER EXPEDITION

Ready to handle any adventure, Expedition offers nearly double the "living space," 30% more storage room, taller counter tops, larger beds, flush mount Euro-style sink and stove and our highest capacity chassis. Even as our largest model, it weighs less than 2000 lbs and is towable by many fuel-efficient vehicles. Expedition is the perfect model for the whole family or the couple who just wants more room.



Specs:

- Length: 18"
- Width: 84"
- Closed Height: 68"
- Weight: 1850 lbs.
- Tires & Wheels: 14" Al Radials
- Gross Vehicle Weight Rating (GVWR): 3500 lbs.
- Dry Hitch Wt: 240 lbs.

Floor Plans Available

- FD/RS
- FD/RB

Water Tank Capacity

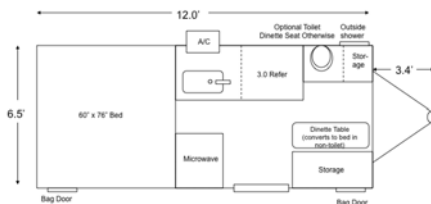
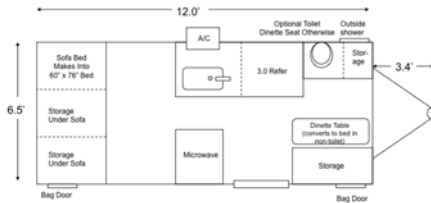
11 gallon freshwater tank

CAPACITY
2 Adults +
2 Children **4**



ALINER CLASSIC

This is the model that started it all. All other Aliner models are variations of this original design. Classic earned its name by satisfying customers for over 30 years. It's not the largest or smallest. It's not the heaviest or lightest. It's what Classic owners like to call "just right." Versatile, adaptable, comfortable with everything you want and nothing you don't. The Classic is just that ...classic.



Specs:

Length: 15'
 Width: 78"
 Closed Height: 57"
 Weight: 1515 lbs.
 Tires & Wheels:
 13" Al Radials
 Gross Vehicle Weight
 Rating (GVWR):
 2000 lbs.
 Dry Hitch Wt: 190 lbs.

Floor Plans Available

FD/RS
 FD/RB

Water Tank Capacity

11 gallon freshwater
 tank

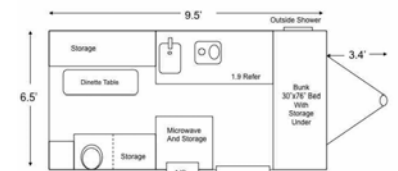
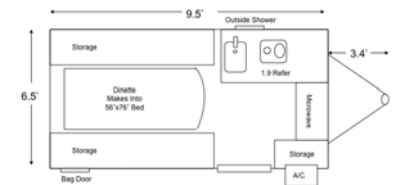
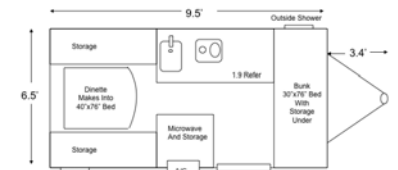
CAPACITY
 2 Adults +
 2 Children

4



ALINER SPORT

The Sport is the Classic's kid brother. We managed to shave 2.5 feet in length without sacrificing any of the amenities. The smaller, lighter Sport is perfect for those with fewer storage needs or limited towing capabilities. The dual bunk floor plan allows single campers to enjoy a permanent sleeping area and a permanent dining area without eliminating the option of taking a friend on occasion.



Specs:

Length: 12' 8"
 Width: 78"
 Closed Height: 56"
 Weight: 1268 lbs.
 Tires & Wheels:
 13" Al Radials
 Gross Vehicle Weight
 Rating (GVWR):
 2000 lbs.
 Dry Hitch Wt: 200 lbs.

Floor Plans Available

RD
 DUAL BUNK

Water Tank Capacity

11 gallon freshwater
 tank

CAPACITY

2 Adults

2



ALINER RANGER

Think of Ranger as a more economical version of the Classic. It's lighter, has a few less bells and whistles and is a little more affordable. Still, Ranger offers ample space, several standard and optional features and the same quality, efficiency and versatility that comes with every Aliner.

Specs:

Length: 15'
 Width: 78"
 Closed Height: 57"
 Weight: 1342 lbs
 Tires & Wheels:
 13" White Radial
 Gross Vehicle Weight
 Rating (GVWR):
 2000 lbs.
 Dry Hitch Wt: 150 lbs.

Floor Plans Available

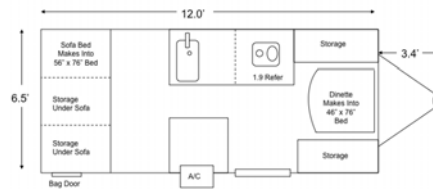
FD/RS

Water Tank Capacity

11 gallon freshwater
 tank

CAPACITY
 2 Adults +
 2 Children

4



ALINER SCOUT

There comes a time in life when you simply can no longer sleep on the ground. Enter Scout, the Aliner for traditional tent campers who want or need more than a tent. Scout offers the essential amenities, as well as quality construction, affordability and ample storage space for all your gear. With a roof over your head and a nice soft bed to sleep on, you'll find Scout is perfect for all your outdoor adventures.

Specs:

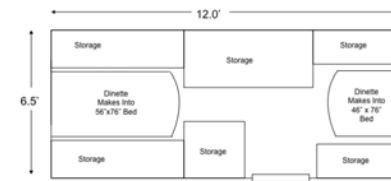
Length: 15'
 Width: 78"
 Closed Height: 56"
 Weight: 1115 lbs.
 Tires & Wheels:
 13" White Radial
 Gross Vehicle Weight
 Rating (GVWR):
 2000 lbs.
 Dry Hitch Wt: 120 lbs.

Floor Plans Available

FD/RD

CAPACITY
 2 Adults +
 2 Children

4





ALINER ALITE

Have Alite, will travel ...anywhere ...with any vehicle. The name says it all. Alite is our smallest, lightest model and can be towed by just about anything, including subcompacts. Our most compact Aliner provides the bare essentials – a dry place to sleep and space for your gear. What it lacks in size it makes up for in versatility and fuel economy for towing vehicles.

Specs:

Length: 9.5'

Width: 60"

Closed Height: 36"

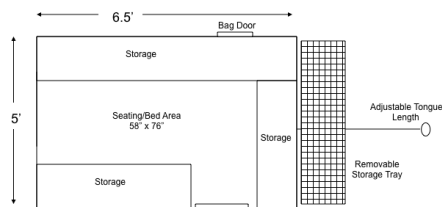
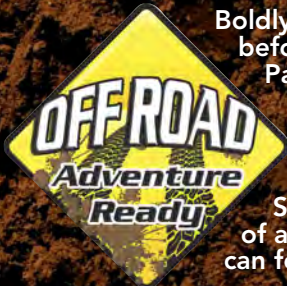
Weight: 664 lbs.

Tires & Wheels:
12" White Radial

Gross Vehicle Weight
Rating (GVWR):
1000 lbs.

Dry Hitch Wt: 145 lbs

CAPACITY **2**
2 Adults

Boldly go where no camper has gone before with the Aliner Off Road Package. For a few more bucks, the Off Road Package increases payload capacity, chassis strength, ground clearance, braking capability and tire size. So no matter where your sense of adventure takes you, your Aliner can follow.

- Sold on more than half of all Aliners
- Available on Classic, Sport and Ranger
- Increases tires from 13" to 14"
- Adds 10" brakes and breakaway safety switch
- Ground clearance increases 5" by moving torsion axle swing arms from 0° to 25° angle
- Increases chassis rating from 2000 lbs to 3000 lbs, nearly doubling payload capacity depending on model
- Provides more room under camper for storing gear like coolers, boxes, etc.



Owners love their Aliners. A lot. How do we know? Because they tend to gather in groups and love their Aliners together. Really big groups. Like the **Aliner Owners Club**. These proud Aliner owners organize and attend rallies all over the country throughout the year. Just goes to show, even people who are a little different like to find others who are a lot like they are. Makes sense, doesn't it?



VersaDine™ Five-Way Dinette

- 1. Lounge - Provides maximum floor space
- 2. Trunk - An easy way to keep gear contained while travelling
- 3. Bed - Slats insert for easy conversion to sleeping bunk
- 4. Family - Dining for up to four
- 5. Bistro - Intimate dining setup for one or two


Attractive and Durable Fabrics and Woodgrain



Easy to Tow. Easy to Stow.

No matter what you drive, there's an Aliner model that you can tow. From our Alite which can be towed by a compact car or even a motorcycle, to our larger models that can be towed by a small SUV, truck or minivan, Aliner fits right into your lifestyle. And the low folded profile means excellent gas mileage, great backward visibility and easy storage, fitting into most driveways and garages.

Unlike other companies that paint their frame, we powder-coat ours to help prevent chips that lead to rust and corrosion. UniRail™ construction eliminates weight and potential weld weak points.



Our fully laminated panel construction is strong and energy efficient. We use Azdel™ on the upper body of our campers to reduce weight and increase durability. You won't find that on our competitors.



Perform Max 500® premium marine grade flooring won't warp, rot or swell under the pressure of Mother Nature's elements, unlike plywood.

Instead of a solid axle, we use a rubber torsion axle which provides smooth independent suspension.

Heavy-duty roof springs for easy opening and closing.



Quality construction from top to bottom. Chemically bonded skylights (1) and a roof structure made with a single aluminum extrusion (2) increase strength and prevent leaks by eliminating screw holes. UV protected, silicon sealed, oversized bumpercaps (3) protect the camper's corners and can be easily replaced if damaged.





Aluminum Wheels


Available on the Sport, Classic and Expedition. Radial tires are filled with nitrogen for added safety and longevity.



Two-tone wheel available as part of the Titanium Edition package.

Features, from left: Breakaway switch for added safety, Heavy-duty stabilizer jacks provide solid footing, Standard hitch receiver for bike racks and accessories, Easy lube bearings means no trips to the shop, Master control panel provides convenient operation of appliances

	EXPEDITION	CLASSIC	SPORT	RANGER	SCOUT	ALITE
EXTERIOR						
Outside Shower	S	S	S	O	N/A	N/A
Fiberglass Exterior	S	S	S	S	S	S
Stabilizer Jacks	4	4	4	2	2	4
Spare Tire and Carrier	S	S	S	S	S	S
Standard Axle	3500 lb	2000 lb	2000 lb	2000 lb	2000 lb	1000 lb
Electric brakes with Breakaway Switch	S	O	O	O	O	S
Off Road Package: Includes 3,000 lb. axle, electric brakes, breakaway switch, and 14" tires	N/A	O	O	O	N/A	N/A
Titanium Package	O	O	O	N/A	N/A	N/A
10 x 10 Awning and Screen Room	O	O	N/A	O	O	N/A
Fast Pack Awning	O	O	O	O	O	O
Highwall Option (includes Off Road package)	N/A	O	N/A	N/A	N/A	N/A
Standard Baggage Doors	3	2	2	1	0	1
Rear Dormer (includes Off Road Package)	N/A	O	N/A	N/A	N/A	N/A
High Wind kit	O	O	O	O	O	N/A
INTERIOR						
Roof Vents	2	2	1	1	1	1
Fantastic Roof Vent (reversible)	S	S	S	O	N/A	O
Skylights and Shades	2	2	2	1	0	0
Electrical System	S	S	S	S	S	S
APPLIANCES						
Refrigerator Size (cubic feet)	3.0	3.0	1.9	1.9	N/A	N/A
Microwave	S	S	S	N/A	N/A	N/A
6 Gallon DSI Water Heater Deluxe Faucet	O	O	O	O	N/A	N/A
16,000 BTU Electronic Ignition Furnace	O	O	O	O	N/A	N/A
5,000 BTU Air Conditioner (with cover)	O	O	O	O	O	N/A
Outdoor Propane Grill	O	O	O	N/A	N/A	N/A
Dual Propane Tank with auto Regulator	O	O	O	O	N/A	N/A
Demand Water Pump	S	S	S	S	N/A	N/A
AM/FM Stereo (with 2 inside and 2 outside speakers)	O	O	O	N/A	N/A	N/A
Toilet	O	O	O	N/A	N/A	N/A
Park Ready (electric refrigerator, city water system, AC ready, more outlets)	N/A	N/A	N/A	N/A	O	N/A



THE ORIGINAL A-FRAME IS STILL THE BEST A-FRAME.

- ▲ True lightweight camper means your Aliner is towable by a vehicle you already own: cross-over, mini-van, SUV, small truck or wagon
- ▲ Light weight also means one person can easily push or pull the Aliner into exactly the right camping spot
- ▲ Ingenious design sets up in 30 seconds so you're free to relax in the great outdoors
- ▲ Compact size makes Aliner simple to store in a garage or backyard
- ▲ Low profile reduces wind resistance and road sway while maximizing fuel efficiency
- ▲ Rubber torsion axles provide smooth, independent suspension
- ▲ Hard walls make Aliner secure, private and easy to heat and cool
- ▲ Quality construction keeps maintenance to a minimum
- ▲ Full warranty provides peace of mind
- ▲ Aliner Owners Club makes you part of the family by offering support, ideas and invitations to Aliner rallies across the country



1297 Kecksburg Rd., Mt. Pleasant, PA 15666
724.423.7440 www.aliner.com

Printed on Recycled Paper. Columbia Northwest Inc. © 2011
All published information subject to change.



www.aliner.com